

**Key Dates for the Term:**

17<sup>th</sup> April – Mini Marathon

22<sup>nd</sup> May – Last day of term

# St. Paul's Primary School

## King Alfred Class Parent Newsletter- Term 5



**Snacks and Drinks:** Please send a healthy snack for morning break time, and a drink in a plastic bottle. Fruit is provided for afternoon snack.

**Home Learning: Reading**

Reading books are sent home on Fridays and collected on Tuesdays. The children will already be familiar with their book but please encourage them to read to you to help them gain fluency and to develop their word recognition and understanding of the text.

Please enjoy sharing the library book if your child chooses to bring one home. The children are not expected to read this book themselves.


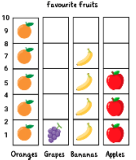
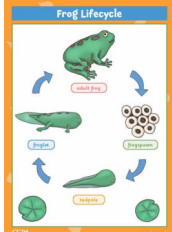


Occasionally, we may also send home some games or worksheets to support your child with their learning in other curriculum areas.

**PE Kit Day:** Tuesday and Wednesday

**Other Reminders:** 1) Please make sure that all jumpers are named, particularly as the weather warms up and jumpers are likely to be taken off!

2) Toys from home should not be brought into school please. Children are welcome to share pictures/exciting news/stories in our 'Show and Tell' sessions – they know to add their name to the sign-up board in the classroom.

*Here are some of the key ideas and vocabulary that we will be learning about in each curriculum area this term. It would be helpful if you could share them at home with your child, and revisit them often, as it will support and reinforce their learning.*

<p><b>English:</b> <u>Narrative</u> - This term, we will be learning to write a fable.</p> <p><u>Non-fiction</u> – We will be designing a poster about Endangered animals, and writing a diary entry.</p>  <p><b>Key Vocabulary:</b> Character, setting, plot, sequence, fiction, non-fiction, heading, caption</p>	<p><b>SPAG (Spelling, Punctuation and Grammar):</b> This term we will be focussing on:</p> <ul style="list-style-type: none"> <li>* Writing and punctuating statements, questions, exclamations or commands</li> <li>* Using the suffixes -ful and -ness</li> <li>* Using apostrophes for contracted forms (e.g. he is – he's, we will – we'll)</li> </ul> <p><u>Little Wandle</u> : Spelling or Phonics work</p>	<p><b>Maths:</b> <u>Fractions</u> We will be recognising &amp; finding 1/2, 1/4, 1/3, and understanding the equivalence of 2/4 and 1/2</p> <p><u>Statistics</u> We are exploring pictograms, block graphs and tally charts</p>  <p><b>Key Vocabulary:</b> Unit, non-unit, fraction, half, quarter, third</p>	<p><b>Fluent in Five:</b> Daily arithmetic practice to build fluency and confidence in the four operations.</p> <p><b>Key Vocabulary:</b> Add, subtract, multiply, divide, share, double, half, tens, ones, equal, digit</p>	<p><b>SCIENCE:</b> <u>Animals including Humans</u> We will be learning about life cycles, offspring, growing up and survival</p>  <p><b>Key Vocabulary:</b> Baby, adolescent, adult, offspring, develop, hygiene, exercise, nutrients ,diet</p>	<p><b>PSHE:</b> <u>Being My Best</u> We will be exploring</p> <ul style="list-style-type: none"> <li>* strategies for getting on with others</li> <li>* strategies for dealing with impulsive behaviour</li> <li>* learning how to ask for help</li> </ul> <p><b>Key Vocabulary:</b> responsibility, help, share, feelings, control, safe, unsafe, risk</p>
<p><b>HISTORY:</b> <u>Our School</u> We will be learning about how our school has changed since the Victorian era and what school was like in the past.</p> <p><b>Key Vocabulary:</b> past, Victorian, dip pen, slate, dunce, cane, inkwell</p>	<p><b>ART</b> <u>Sculpture/3D Art</u> We will be learning about the artist Antony Gormley and making clay models, and 3D paper sculptures</p>  <p><b>Key Vocabulary:</b> Sculpture, model, 3D, materials, rolling, cutting, pinching, line, texture</p>	<p><b>PE:</b> <u>Striking and Fielding (PE Coach)</u></p> <p><u>Net and Wall Games</u></p> <p><b>Key Vocabulary:</b> Throwing, Striking, Target, opponent, teammate, aim, overarm, underarm</p>	<p><b>MUSIC:</b> <u>Contrasting Dynamics</u> We will be exploring loud (forte) and quiet (piano) sounds to express emotions and create drama.</p>  <p><b>Key Vocabulary:</b> Loud, quiet, forte, piano, volume, soundscape, crescendo, diminuendo</p>	<p><b>RE:</b> <b>(This will be taught through an RE Day)</b></p> <p>Why do Christians love to tell stories about Jesus?</p>	

